

# *Sparklers*



# Recommended Set up



1 pump = 10 ml  
Syrup



1 pump = 15 ml  
Sauce and Fruit mix

**Above are the tools which will allow you an effective delivery**

➤ MONIN Bottle racks: Heavy duty, next to the soda fountain

➤ MONIN pumps: For recipe consistency and better cost control

## Standard cups size



12 Oz (Today serving size)




16 Oz



20 Oz

# Basic Sparklers



## Recipe:

3 Pumps (30 ml) MONIN syrup  
or  
2 Pumps (30 ml) MONIN Fruit mix  
190 ml 7 up  
Ice cubes

Fill a glass with ice cubes to top  
Pour 7 UP until 4/5 of the glass  
Add MONIN Flavoring  
Add lime wedge.  
Stir , add lid, straws & Serve.

## MONIN notes:

Garnish can be added to the drink to reinforce the visual impact.

If the soda is cold enough ice cubes are not mandatory.




## Flavor suggestion:

**MONIN Syrup:** blackberry, raspberry, apple, blackcurrant, blueberry, bubble gum, candy strawberry, cherry, fig, frosted mint, kiwi, banana, grenadine, guava, Lychee, mango, melon, Passion Fruit, Orange, **Pomegranate**, Lemon, Blood orange, Mojito Mint, peach...

**MONIN Fruit mix:** Strawberry, **Raspberry**, Red Berries, Mango, Passion fruit, Peach.

# Cuba Libre !!!



## Recipe:

2 Pumps (20 ml) MONIN Caribbean syrup  
1 Pump (10 ml) MONIN Rantcho concentrate  
190 ml Pepsi Cola  
Ice cubes

## MONIN notes:

Like a real one !!!

## Comments

Fill a glass with ice cubes to top  
Pour Pepsi Cola until 4/5 of the glass  
Add MONIN Flavoring  
Add lime wedge.  
Stir , add lid, straws & Serve.

Another type of sparkler which deserves a deep interest, as it surprises everyone!!!

## *Other Possible Sparklers Combination with Lemonade:*

- *Pomegranate and Blackberry*
- *Cucumber and Rantcho*
- *Green Apple and Rantcho*
- *Kiwi and Mango*
- *Lychee and Raspberry*
- *Bubble Gum and Strawberry*
- *Apricot and Peach*
- *Passion Fruit and Vanilla*
- *Spicy Mango and Cinnamon*
- *Spicy and Watermelon*
- *Spicy and Passion Fruit*
- *Coconut and Strawberry*
- *Cranberry and Tangerine*
- *Strawberry and Frosted Mint*
- *Cranberry and Passion Fruit*




## MONIN advises:

### Flavored soda:

- When using sparkling water you need to increase the amount of MONIN syrup
  - Any fruit flavor will be suitable
  
- When using lemonade you need to decrease the amount of MONIN syrup
  - Any fruit flavor will be suitable
  
- You can combine orange flavored soda with the following MONIN flavors:
  - Pink Grapefruit, Blood orange, cherry, Peach, Pomegranate...
  
- You can combine Cola with the following MONIN flavors:
  - Pomegranate, Vanilla, Caribbean, Cherry, Raspberry...
  
- Le Fruit de MONIN will bring texture to your drink
  - Try with MONIN Peach, Passion Fruit, Raspberry, Strawberry, Mango or Red Berries

# Flavored juice



## Recipe:

30 ml MONIN syrup or Le Fruit  
150 ml Orange, Pineapple, Apple, berry, grapefruit juice..

## Method:

Pour MONIN Flavoring into a glass filled with ice cubes  
Top with juice  
Stir & Serve.

## MONIN notes:

Garnishes can be added to the drink to reinforce the visual aspect.

If the juice is cold enough ice cubes are not mandatory



## Flavor suggestion:

**MONIN Syrup:** blackberry, raspberry, apple, blackcurrant, blueberry, bubble gum, candy strawberry, cherry, fig, frosted mint, kiwi, banana, grenadine, guava, lychee, mango, melon, Passion Fruit, Orange, Pomegranate, Lemon, Blood orange, Mojito Mint, peach...


**Le Fruit de MONIN:** Strawberry, Raspberry, Red Berries, Mango, Passion fruit, Peach.

## MONIN advises:

### Flavored Juice:

- When using orange juice MONIN recommend to use the following flavors
  - Peach, Grenadine, Strawberry, Raspberry, Vanilla, Blackberry...
- When using Pineapple juice, MONIN recommend to use the following flavors:
  - Pina Colada, Coconut, Banana, Caribbean
- When using Apple juice, MONIN Recommend to use the following flavors:
  - Cinnamon, Blackcurrant

For a lighter beverage you can use the following recipe:



30 ml MONIN Flavoring + 80 ml juice + 80 ml soda water or lemonade