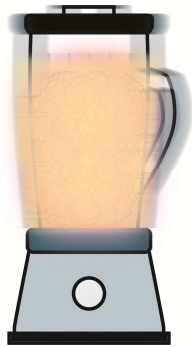


# *Smoothie*



# Recommended Set up



+



+



1 pump = 10 ml  
Syrup



1 pump = 15 ml  
Sauce and Fruit mix

**Above are the tools which will allow you an effective delivery**

➤ MONIN Bottle racks: Heavy duty, next to the Taylor machine

➤ MONIN pumps : For recipe consistency and better cost control

# Standard cups size



12 Oz (Today serving size)

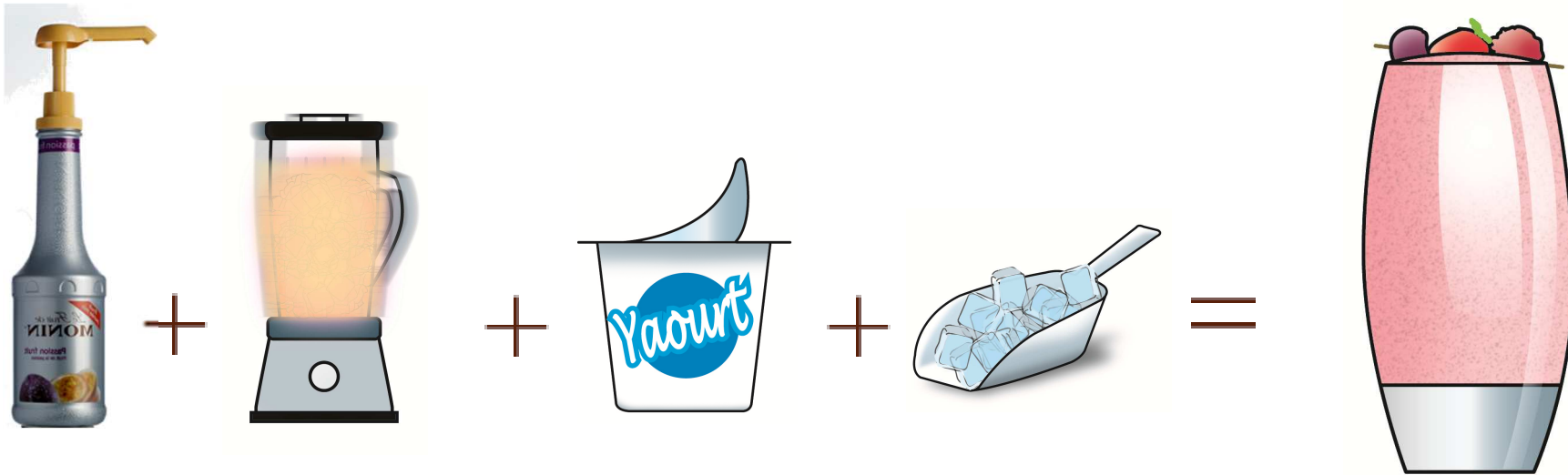


16 Oz



20 Oz

# Yogurt Smoothie



## Recipe:

3 Pumps 45ml MONIN Fruit Mix  
125 Gr Yogurt

Pour ingredients in a blender cup, blend with ice until smooth.  
Serve in a glass with straws.

## MONIN notes:

Really intense flavor of the fruit,  
Toppings can be added, i.e. coconut grated. ...

## Suggested flavors

All MONIN Fruit Mix range : Passion Fruit, Coconut, Mango,  
Red berries, Strawberry, Raspberries, Banana, Peach

## *Other Smoothies Combinations :*


- *MONIN Fruit mix Banana / Spicy syrup*
- *MONIN Fruit mix Passion / Spicy syrup*
- *MONIN Fruit mix Mango / Cardamom*
- *MONIN Fruit mix Strawberry / Mojito Mint*
- *MONIN Fruit mix Raspberry / Mojito Mint*
- *MONIN Fruit mix Raspberry / Ginger syrup*
- *MONIN Fruit mix Red Berries / Ginger syrup*
- *MONIN Fruit mix Peach / Elderflower syrup*
- *MONIN Fruit mix Coconut / Lemon pie syrup*



*Shake*



# shake



## Recipe:

2 Pumps (30ml) MONIN sauce or le fruit  
Or  
3 Pumps (30 ml) MONIN syrup  
210 ml milk

Combine all ingredients in a tin, filled with ice cubes  
Stir with the mix machine or shake  
Add garnish, then the lid and straw  
Serve.

## MONIN notes:

Delicious shake!!!

## Other Suggested recipes :

1 Pump (15 ml) MONIN Dark chocolate sauce with 1 pump (15 ml) MONIN Fruit mix coconut  
or  
1 Pump (15 ml) MONIN Dark chocolate sauce with 1 Pump (15ml) MONIN Roasted hazelnut syrup